

# 52 Bible Talks for Children's Ministry



[SundaySchoolNetwork.com](http://SundaySchoolNetwork.com)

# It's In The Bag! – 52 Bible Talks For Children's Ministry

## Introduction


Thank you for choosing “It’s in the Bag” for your children’s Bible-time message. The content titles and Scripture addresses will help you determine the appropriate message. I’ve also included a topical index for holy days—Christmas, Easter, Pentecost, etc. At the beginning of each Bible talk, you’ll find a picture of a bag with a list of the items needed for presentation. Place the items in a brown paper bag or in a brightly colored tote bag. Some of the talks require more than one person for the presentation. Rather than read the sermon, I recommend that you familiarize yourself with the concept, and then adlib the message.

When reading the Scripture reference(s), do so with passion—you are reading God’s very words! When appropriate, I urge you to use an easy-to-understand Bible. I particularly like using the *NIRV Discoverer’s Bible for Young Readers*\*.

If you choose to do so, many of the talks suggest distributing a *Home Connection* item for children to take with them to remember the talk.

My desire is to make your children’s message time a meaningful and memorable occasion, and for the children in your ministry to grow deeper in their love for Jesus and in the knowledge of Scripture. **You’ve got this, it’s in the Bag!**

In His service with you,



Sarah A. Keith  
SundaySchoolNetwork.com

P.S. I’d love to hear your feedback as you move through the book!  
[sarah@sundayschoolnetwork.com](mailto:sarah@sundayschoolnetwork.com)

\*The NIRV is available in our affiliate bookstore at  
<http://www.SundaySchoolNetwork.com/bookstore.html>.

## 4. I Got the Power!



**Focus: Holy Spirit Power – Acts 1:1-8**

(Sermon requires two people. Familiarize yourselves with the sermon then adlib it.)

Person 1: **(Removes hand-weights from bag and begins lifting them up and down.)**

Person 2: What are you doing?

Person 1: Working out.

Person 2: Obviously. Why?

Person 1: I'm getting strong in the Lord.

Person 2: Really?

Person 1: Yup, I want to obey God and tell my friends about Jesus, but I'm not too good at it. So, I'm working out. I'm too weak in my faith.

Person 2: That's a great goal. It's important to be healthy so we can tell others about God, but what you're doing won't make you strong in Jesus!

Person 1: Why not?

# It's In The Bag! – 52 Bible Talks For Children's Ministry

Person 2: Because God has a better and more powerful way to make us strong in him! After Jesus rose from the dead, and before returning to heaven, over the course of forty days he showed himself to hundreds of people, teaching them about God's kingdom. On one of those days, when Jesus was eating with his followers, he told them to go to Jerusalem and wait for a special gift from God to make them powerful.

Let me read what the Bible says.

**(Remove Bible from bag, read Acts 1:8-9 from a child-friendly Bible)**

His followers obeyed Jesus and returned to Jerusalem. Then something really amazing happened! Listen to what happened next.

**(Read Acts 2:1-4 from a child-friendly Bible)**

God sent the Holy Spirit to live in the hearts and minds of his followers. The Bible says those who trust in Jesus and follow him can have that same kind of power\* that raised Jesus from the dead! In fact, the word for *power*, is the same word we use for dynamite!

Person 1: Now that's powerful! I need *that* kind of strength!

Person 2: Yes, we do! Let's pray and thank God for his Holy Spirit power!

(Close in prayer)

\*Ephesians 1:18-20

## 15. Take Two Pills and Call Me in the Morning



**Focus: All Scripture is God-breathed and useful . . . 2 Timothy 3:16-17**

(Remove one medicine bottle after the other and tell children what they're used for, e.g. headache, high blood pressure, low blood pressure, sore feet, water retention, etc.)

These are all great medicines. A lot of time and money went into developing them to help people feel better. We can admire them and think how wonderful it is to have these great medicines. We can line them up neatly on our medicine cabinet shelves and admire the nice colors! But, there's one thing that people have to do to get the health benefit from all these pills. What do you suppose that is? (Receive answers) Yes, take them! The bottles need to be opened, the directions followed, and the pills swallowed! If we don't open them up, follow the directions, and take them into our bodies, they will never help us!

Sometimes we treat our Bibles like unopened medicine bottles. Unless we open them, read them, and take God's Word into our lives by following the directions, we will never benefit from it! Let's read what the Bible has to say about this.


**(Remove Bible from bag and read 2 Timothy 3:16-17 from a child-friendly Bible.)**

These verses tell us that God breathed life into the words of the Bible. This means they are his words to us. The Bible is useful for teaching what is true, for correcting our mistakes, for making our lives complete, and training us to do what is right. God's Word gets us ready to do every good thing! We are to take the Bible off our bookshelves, and then read and obey it! God's Word is great medicine for our lives!

(Close in prayer.)

# It's In The Bag! – 52 Bible Talks For Children's Ministry

## 19. WHO'S TEAM ARE YOU ON ANYWAY?



### **Focus: Anyone Who's Not Against Us Is For Us – Mark 9:38-41**

In today's Bible story Jesus' disciples told him they saw someone doing a miracle in his name. This upset them because the Disciples didn't think he was one of Jesus' followers. In other words, they didn't think he was on the same team as they were.

#### **(Remove caps from bag, place on volunteers)**

When players wear these caps, it shows they represent those teams. To understand why the disciples were upset, it would be like this player from (point at and name the team) helping these other two players from (point at another team hat and name that team) to win a game. The coach of that one team wouldn't like it, but the other team certainly would! Let's read now what Jesus said to his disciples.

#### **(Remove Bible from bag, read Mark 9:38-40 from a child-friendly Bible.)**

To do something *in Jesus' name* means you represent him or stand in his place. Jesus wanted his disciples to accept all people who loved Jesus, even though they may be different from them; he wants them to see them as part of the same team.

#### **(Read Mark 9:41 and then remove water bottles from bag and give to children)**

This verse teaches us that kindness towards others is important to our heavenly Father; he will reward us for it. I'd like you now to give your bottle of water to someone in the congregation and do it *in Jesus' name*, because as Christians, we represent Jesus.

(Close in prayer)

## 26. OBSERVING LINT?



### Focus: What will you give to Jesus? – Romans 12:1

(You will need two people to present today's sermon. Invite children forward.)

Person 1: (removes lint roller from bag and begins rolling it on kids clothing, floor, seats, etc. and then looking closely at the roller each time.)

Person 2: What are you doing?

Person 1: (proudly) Observing Lint!

Person 2: I see that, but why?

Person 1: (continues rolling) It's that time of year when Christians observe Lint for 40 days before Easter.

Person 2: Oh my. I'm glad you're trying to be faithful, but you have it all wrong! You're thinking of Lent, L-E-N-T, not lint, l-i-n-t! Lent is the forty-days leading up to Easter when Jesus' followers remember that he was tempted by Satan in the desert for forty days. During that time, Jesus prayed and fasted to defeat Satan.

Children, do you know what it means to fast? (Receive answers.) Fasting is giving up something we enjoy doing or eating. Christians do this as a way to remember that Jesus suffered on the cross for our sake; he *gave up* his life for ours.

Person 1: So *that's* why people *give up* something for Lent! Maybe I'll give up this lint roller!

# It's In The Bag! – 52 Bible Talks For Children's Ministry

Person 2: Okaaay then . . . I think we need to read God's Word now.

**(Remove Bible from bag. Read Romans 12:1 from a child-friendly Bible.)**

Person 2: This verse reminds us to give our lives to Jesus throughout the year, not just during Lent; this is pleasing to God and the way we worship him. So, rather than *give up* something for Lent, maybe we should think about what we can *give to Jesus*.

Person 1: Hey, I just thought of something! This lint roller *really can* teach us something about Easter!

Person 2: (doubtful) Uh, do tell!

Person 1: The lint roller removes lint from my clothes and this reminds me that Jesus removed my sin when he died on the cross!

Person 2: Well, you are right! The season of Lent can help us remember what Jesus did for us, and help us focus our attention on obeying and serving God throughout the year!


Person 1: Can we pray now?

Person 2: "Yes! Dear Jesus, thank you for giving up your life for ours. Thank you for dying to cleanse us and forgive us. Thank you for rising from the dead to give us eternal life with God. Help us to give our lives to you everyday. Amen."



# It's In The Bag! – 52 Bible Talks For Children's Ministry

## 40. EGG-ACTLY THE PROBLEM



### **Focus: God Sees the Heart – 1 Samuel 16:7**

\*Before presenting, make a mixture of something rotten to look at, such as dirt mixed with ketchup, soy sauce, oil, gravel, etc. Spoon “rotten” mixture into half of one of the colorful plastic eggs, and then close the egg tight. Place one of the crosses inside a second plastic egg. You can cut your own crosses from red foam fabric. Make sure the egg colors are different so you can remember which one contains the cross! Keep the two eggs separate from the other eggs in the bag (see the Home Connection, below).

**(Remove the two separate eggs and the paper plate from the bag. Place the eggs on the plate.)**

Say, “What do you suppose are in these eggs?” (Receive answers.)

“I sure do hope my favorite chocolate is in them! Let’s take a look!”

(Slowly open the “rotten” egg and allow the mixture to ooze out onto the paper plate.)

“Oh my, that is disgusting! Where’d this rotten egg come from? Yuk! We weren’t expecting that, were we? We expected to find candy (or money or a toy)! This is very disappointing! Maybe the next egg contains something better. Shall we open it? (Create a bit of suspense by slowly opening the egg in the palm of your hand and peeking inside.)

# It's In The Bag! – 52 Bible Talks For Children's Ministry

"I see something wonderful! But it's not candy, or a toy, or even money, but it does represent the best gift we could ever receive!"

(Open the egg for all to see, and hold up the cross.)

These two eggs can teach us a very important Bible lesson.

**(Remove Bible from bag, read 1 Samuel 16:7.)**

"God doesn't look at things like humans do. Humans see only what is visible to the eyes, but the LORD sees into the heart" 1 Samuel 16:7<sub>(CEB)</sub>.

What do you suppose this verse means? (Receive answers.)

It's like our eggs; we could only see how beautiful they looked on the outside. Yet that one egg was rotten on the inside, which can remind us of the sinfulness of our hearts—how we look on the inside apart from Jesus. The Bible says our sins are like dirty rags (Isaiah 64:6); they keep us away from God. But, the wonderful news is that God knows what we look like on the inside, he knows the real you and me, *and yet, he still loves us!*

**(Read John 3:16)**

The Bible says if we believe in Jesus, if we trust that he died for our sins, he will forgive us, so we can live in his Kingdom forever. When Jesus forgives us, God no longer sees our sin (hold up the rotten egg), now when he looks inside our hearts, he sees Jesus, the One who is without sin, and what he did for us on the cross (hold up the cross).

(Close in prayer.)

**Home Connection:** a plastic egg containing a cross and a piece of candy.

# It's In The Bag! – 52 Bible Talks For Children's Ministry

## 48. OUCH!



**Focus:** Body of Christ, *if one part suffers, every part suffers* – 1 Corinthians 12:26

**(Invite children to join you. Remove Band-Aids from bag.)**

Ask, “Why do we use these?” (Receive answers.) Yes, to stop bleeding or to cover and protect an injury. Does anyone need one today? (Put a Band-Aid on a few children who may have a cut or scar.) The pain from even the smallest injury, such as a paper cut or stubbing a toe, can affect our whole body and distract us from working or playing. (You might tell of a personal experience. For example, the other day I was cooking a meal. I accidentally touched the inside of the oven with just a small portion of my finger. The pain was terrible. I could barely hold the potato peeler in my hand to finish preparing the meal. For the rest of the day my whole body felt the affect of that tiny burn!)

The Bible says the church is the Body of Christ, not the building, but the people who follow Jesus are his body. And not only the people here today, but everyone around the world who follows Jesus are part of his body—his church. You see, God’s people are his “hands and feet.” We all have different ways to serve one another and show God’s love. Every job in the church is important!

**(Remove Bible and read 1 Corinthians 12:12; 14-19; 21-22; 25-27)**

Sometimes we might think that our Pastor or Sunday school teachers are more important . . . **END OF SAMPLE**

Purchase *It's in the Bag—52 Bible Talks for Children's Ministry*  
<http://www.sundayschoolnetwork.com/curriculum-sermons-for-kids.html>

# 52

Creative ways to communicate the Gospel to children using everyday objects pulled from the bag!

A refreshing change of pace for a

- ★ Children's moment
- ★ Sunday school
- ★ Children's church
- ★ Midweek classes!

You've Got This . . .

it's IN THE  
**BAG!**

Copyright 2009/2018 S.A. Keith  
SundaySchoolNetwork.com

